

# Get Started with the App

The app allows you to easily manage your home or small business Wi-Fi network within minutes. Download the app and take control of your Wi-Fi network today!

- 1 Download the app. You can search either the Apple App Store or Google Play Store for 'CommandIQ™', then install it on your mobile device.



Download on the  
**App Store**



GET IT ON  
**Google Play**

Welcome to  
**CommandIQ**

Login

Everything you need to secure and control your home network and connected devices.

Email  
jennie.lee@gmail.com ✓

Password  
CommandIQ1

Location  
USA

Login

Forgot Password?

- 2 Select "SIGN UP" towards the bottom of the screen.

Step 1 of 3

Sign Up

Create a new account for CommandIQ

First Name  
Jamie

Last Name  
Lee

Email  
jennie.lee@gmail.com ✓

Password

Location  
USA

I accept the [terms & conditions](#) & [privacy policy](#)

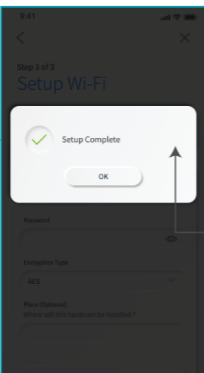
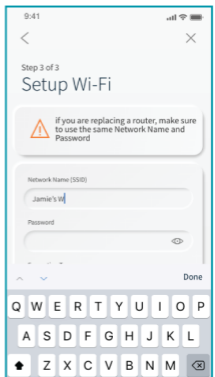
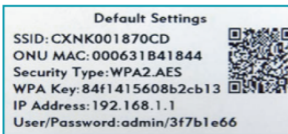
Sign up

- 3 Enter your personal information. The password you enter here will be used to access the app.

4 Select "Yes" to continue.



5 Tap the QR code that appears within the app. (You will be asked to allow access your camera.) Point your camera at the QR Code found on the bottom of your BLAST System, or on the side of your GigaCenter, (example shown below). Select OK.



6 Tap the "Click here to skip" text since your Wi-Fi is already working.

Click Submit and you're done!

## Need help?

701-284-7221 | 800.284.7222

www.polarcomm.com | customerservice@polartel.com

